


Back to School


PROCEDURES GAME and Posters

Start 						Move forward 2 spaces
Finish	<h1>PROCEDURES STAR</h1>					
						
						

PROCEDURES: 


teacher is presenting a lesson but you feel thirsty and don't have any water.

What would you do?

PROCEDURES: 

Your work is completed and you want something to do.

What would you do?

PROCEDURES: 

You brought a note from your parents for the teacher.

What would you do?

PROCEDURES:

You and a friend want to play alone at recess but you notice that the new girl is all by herself.

What would you do?

PROCEDURES STAR GAME DIRECTIONS

for Second Grade

1. Place the cards face down. Cards that have been used go face up in a second pile.
2. The first player takes a card from the top and reads it out loud to everyone.
3. The person reading the card must tell what he/she would do, based on the classroom procedures and rules.
4. If the other players agree that the person answered correctly, that person may roll the dice and move as many spaces as the dice indicates. If you roll a 2 (for second grade), you get to move three spaces and then pick another card and take an extra turn.
5. If answered incorrectly, the person does not get to move and it is the next player's turn.
6. First player to reach the finish square is the *Procedures Star (winner!)*.
7. If finished, start a new game and play until your teacher says time is up.



© The Teacher Next Door

PROCEDURES STAR GAME DIRECTIONS

for Second Grade

1. Place the cards face down. Cards that have been used go face up in a second pile.
2. The first player takes a card from the top and reads it out loud to everyone.
3. The person reading the card must tell what he/she would do, based on the classroom procedures and rules.
4. If the other players agree that the person answered correctly, that person may roll the dice and move as many spaces as the dice indicates. If you roll a 2 (for second grade), you get to move three spaces and then pick another card and take an extra turn.
5. If answered incorrectly, the person does not get to move and it is the next player's turn.
6. First player to reach the finish square is the *Procedures Star (winner!)*.
7. If finished, start a new game and play until your teacher says time is up.



© The Teacher Next Door

Start



Move forward 2 spaces

Finish

PROCEDURES



STAR
Practice



Move backwards 2 spaces



Take an extra turn

PROCEDURES:



You went to lunch but left your sack lunch in the classroom by mistake. You walk back to the classroom and the door is unlocked but your teacher is not there.

What would you do?

PROCEDURES:



The person next to you keeps looking at your work. It really bothers you.

What would you do?

PROCEDURES:



The bell rang to come in from recess and you just realized that you needed to use the restroom.

What would you do?

PROCEDURES:



The teacher is presenting a lesson but you feel thirsty and don't have any water.

What would you do?

PROCEDURES:



You were coloring with a red crayon but used it so much that it should be thrown away. You need a new red crayon.

What would you do?

PROCEDURES:



When you were in line to get lunch, a big kid from another class cut in front of you.

What would you do?

PROCEDURES:



You are playing capture the flag at recess and someone you don't know asks you to play.

What would you do?

PROCEDURES:



Your work is completed and you want something to do.

What would you do?

PROCEDURES:



Your desk is right next to a person who is known for talking all of the time. This person is making it hard for you to concentrate.

What would you do?

PROCEDURES:



During a class discussion, you have something really important to say but the teacher isn't calling on you.

What would you do?

PROCEDURES:



You had an eraser this morning but now it's gone and you just made a mistake that needs to be erased.

What would you do?

PROCEDURES:



It's the end of the day and there are five minutes until dismissal time.

What would you do?

PROCEDURES:



You brought a note from your parents for the teacher.

What would you do?

PROCEDURES:



You were working on a paper but didn't get it finished and it's due tomorrow.

What would you do?

PROCEDURES:



You got home before realizing that your homework is still in your desk at school.

What would you do?

PROCEDURES:



You got to school a little early and want to come in the classroom.

What would you do?

PROCEDURES:



You and a friend want to play alone at recess but you notice that the new girl is all by herself.

What would you do?

PROCEDURES:



The bell rang for recess to start and you're anxious to get to the tetherball courts first.

What would you do?

**PROCEDURE
OF THE**

DAY :



**PROCEDURE
OF THE**

Week :



PROCEDURE

IN THE

Spotlight:



ASKING

A

QUESTION

Procedures



ENTERING

THE

CLASSROOM

Procedures



DRINKS

Procedures

PREVIEW



iNDEPENDENT WORK

Procedures



RECESS

Procedures

Preview



**TALKING
iN THE
CLASSROOM**

Procedures



GROUP

WORK

Procedures



PENCILS

Procedures

PREVIEW



RESTROOM

Procedures

PREVIEW

